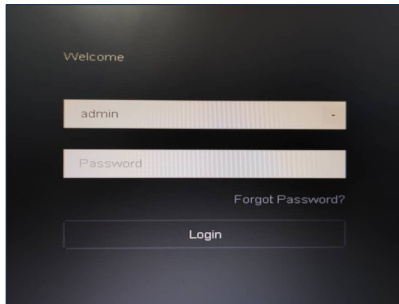
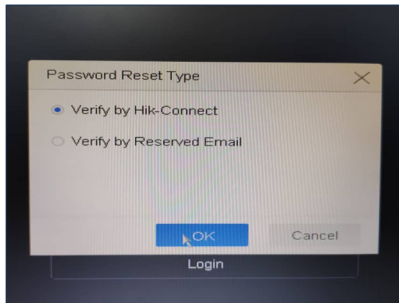


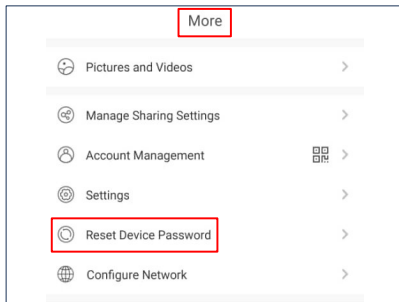
RESET PASSWORD VIA HIK-CONNECT APPS



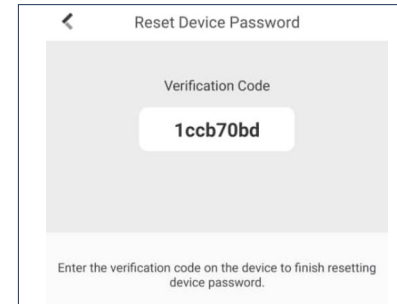
1. Select forgot password




2. Select verify by HIK-Connect



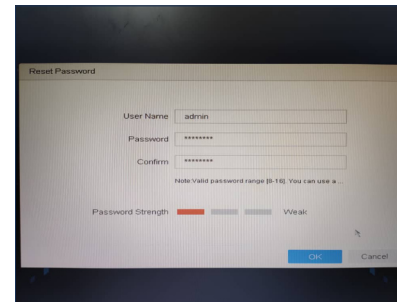
3. Open HIK-Connect Apps and select More > Reset Device Password > Scan the QR Code



4. HIK-Connect will generate security code for you to fill in at the device



5. Fill in the security code that you get from HIK-Connect and click OK



6. Set your new password

** Available Models

DVR: 71&72 HQ/HU/HT - V4.21.100 | HG Series - V4.30.110 | M Series - V4.26.00
NVR: 76&77 Series - V4.40.010 or above | 71/76/77 Series - V4.30.000 or above
HIK-Connect : V4.3.0 or above

