


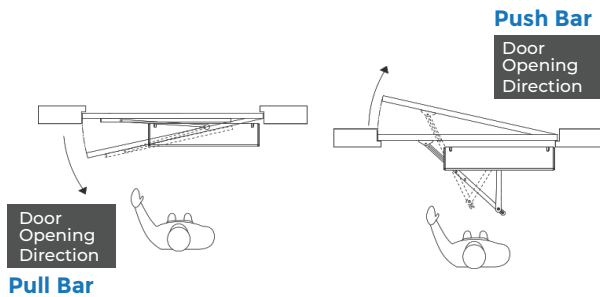
SW500 AUTOMATIC SWING DOOR

VIRTUO



Advantages

1. SW500 is a microprocessor swing door opener, characteristic as self monitoring, smoothly moving, speed adjustable, low noise widely use in entrance project, especially suite for fire-rated door.
2. Microprocessor provides precise position control and speed control.
3. Possess strong resistance to wind pressure, can withstand strong winds and operate normally.



Specification

Model	SW500
Size	610*90*128mm(W*H*D)
Weight	13.5kgs
Voltage	110V/220V
Power	Standby Power 13W Rated Power 87W
Max Torque	50Nm
Open Angle	45°-95° (Adjustable)
Holding Time	0-30s (Adjustable)
Opening Speed	3-9s (Adjustable)
Closing Speed	3-9s (Adjustable)
Noise	-18dB
Max Door Weight	350kgs


Components

Standard



Components

Optional



Built-in Spring Design

Work as door closer, when no power

