

VD200A & VD200B HEAVY DUTY AUTOMATIC SLIDING OPERATOR

VD200A and VD200B have the strongest system, with 3 wheels hangers, work very stable and powerfully. The hanger can pass through behind the motor and controller to ensure the widest opening size.

VD200A



VD200B



Low Noise



Easy Maintenance



Brushless Motor
Long Working Life



Reliability

Technical Data

Model	VD200A	VD200B
Door Leaf Mode	Single-opening Double-opening	Single-opening Double-opening
Door Leaf Weight	Max 200kg Max 2*180kg	Max 200kg Max 2*180kg
Door Leaf Width	DW=750-2000mm DW=1500mm-3000mm	DW=750-2000mm DW=1500mm-3000mm
Voltage	AC 100-240V, 50Hz-60Hz	AC 100-240V, 50Hz-60Hz
Opening Speed	10-55cm/s (Adjustable)	10-55cm/s (Adjustable)
Closing Speed	10-55cm/s (Adjustable)	10-55cm/s (Adjustable)
Opening Time	0-20seconds (Adjustable)	0-60seconds (Adjustable)
Manual Open Force	<40N <50N	<40N <50N
Motor	24V 100W 2300rpm	24V 100W 2300rpm
Operating Temperature	-10°C ~ +70°C	-10°C ~ +70°C

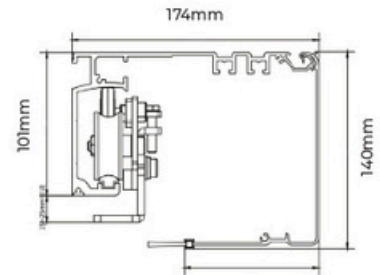
Components





VD200A & VD200B HEAVY DUTY AUTOMATIC SLIDING OPERATOR



Dimension (mm)



Comparison between VD200A & VD200B

Model		
	VD200A	VD200B
Adjust Method	6 Knobs + 3 DIP Switches	18 Parameters + 3 DIP Switches
Setting Work Cycle	Self-learning	Memory Work Cycle (First installation should be reset)
Half Open	Half Open (Unadjustable)	Patial Open (20%~90% Adjustable)
Emergency Stop	-	Yes, can be used for breakout door
Lock Signal	Auto Lock	Auto Lock/Lock by Signal
Mode Selection	Auto/Full Open/Half Open/Lock/Exit only	Auto/Full Open/Half Open/Lock/Exit only
Lock Mode	Fail Safe	Fail Safe/Fail Secure
Work Times	Unadjustable	Adjustable (unlimited/100,000 Times/10,000 Times)

